



THE UNIVERSITY  
OF ARIZONA  
**Eller MBA**

McClelland Hall 210  
1130 E Helen Street | Tucson, AZ 85721-0108  
520-621-4008 | [ellermba.arizona.edu](http://ellermba.arizona.edu)

*This report conforms to the MBA Career Services and Employer Alliance  
Standards for Reporting MBA Employment Statistics.*

©2019 The University of Arizona (4/19). This publication produced by Eller MBA Programs.



Eller College  
of Management

2018 **MBA**

EMPLOYMENT  
REPORT





# 2018 REVIEW



It is our pleasure to present this year's Eller MBA Employment Report. The Career Management team, in partnership with students, faculty, and business leaders, plays a critical role in supporting MBA candidates as they develop their professional competencies and transition to new fields, functions and industries. From résumé and cover letter writing, to mock interviews and career treks, each program experience is provided to offer students real-world scenarios and prepare them for all future professional endeavors.

In 2017, we continued to be ranked competitively by U.S. News & World Report. Among public universities, Eller MBA was ranked #24. Furthermore, U.S. News & World Report ranked our McGuire Center for Entrepreneurship #15 and our MIS program as #4. These honors speak to the extraordinary value our students bring to employers across the globe. With this employment report, we are thrilled to share our accomplishments with you and invite you to join us in celebrating our successes and being part of our future!

Shyam Sunder  
Associate Dean, Eller MBA Programs  
McClelland Professor of Accounting'

# Class PROFILES

**80%**  
EMPLOYED  
AT 90 DAYS

**\$93,244**  
AVG. SALARY

**\$15,222**  
AVERAGE SIGNING  
BONUS

Eller MBA students come from a diverse mix of geographic, academic, professional and cultural backgrounds. Our reputation around the globe has resulted in a student population that represents eight countries and ten states. The students' varied experiences directly contribute to the robust and unique environment that defines the Eller experience.

	CLASS OF 2020	CLASS OF 2019
<b>DEMOGRAPHIC PROFILE</b>		
Enrollment	32	42
Average GMAT	642	642
Average Years of Professional Experience	4.4	4.4
Average Age	28	28
Females	29%	29%
Minorities	XX%	19%
International	XX%	36%
<b>UNDERGRADUATE MAJORS</b>		
Business/Economics/ Finance/Management	XX%	26%
Math/Science/Engineering	XX%	45%
Liberal Arts/Social Science	XX%	13%
Other	XX%	16%

# Employment SUMMARY

Career exploration begins the moment students arrive on campus and continues throughout their Eller MBA experience. Students actively explore various industries, functions and career paths through a multitude of avenues, including information sessions, interviews, workshops and panels, site visits and networking events. The Career Management team works diligently to assist individuals in finding companies where fit and values align for both students and employers. unique environment that defines the Eller experience.

## Employment Status Summary

	Permanent work Authorization	Non-permanent Work Authorization	TOTAL MBA Graduates
Seeking Employment	15	11	26
Not Seeking Employment	4	3	7
No Information Available	5	4	9
<b>TOTAL GRADUATES REPORTING</b>	<b>24</b>	<b>18</b>	<b>42</b>

## Not Seeking Employment Detail

	Permanent Work Authorization	Non-permanent Work Authorization	TOTAL MBA Graduates
Company sponsored or already employed	0	0	0
Continuing Education	0	0	0
Postponing Job Search	1	0	1
Starting a New Business	0	0	0
Other Reasons	3	3	6
<b>TOTAL</b>	<b>4</b>	<b>3</b>	<b>7</b>



### Timing of First Offers

	First Offer by Graduation		First Offer 0-3 months after Graduation		No offer 0-3 months after Graduation	
	QTY	%	QTY	%	QTY	%
Permanent Work Authorization <i>15 graduates</i>	7	47	7	47	1	7
Non-Permanent Work Authorization <i>11 graduates</i>	4	36	4	36	3	27
Total Seeking Employment <i>26 graduates</i>	11	42	11	42	4	15

### Timing of Job Acceptances

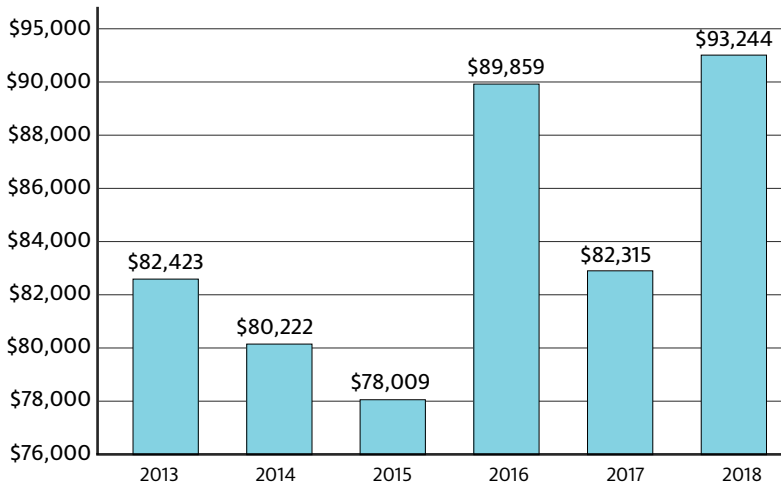
	Offer accepted by Graduation		Offer accepted 0-3 months after Graduation		No offers accepted 0-3 months after Graduation	
	QTY	%	QTY	%	QTY	%
Permanent Work Authorization <i>15 graduates</i>	7	47	6	40	2	13
Non-Permanent Work Authorization <i>11 graduates</i>	4	36	4	36	3	27
Total Seeking Employment <i>26 graduates</i>	11	42	10	38	5	19

# Employment & Salary STATISTICS

		Number Reporting		Mean	Median	High	Low
		QTY	%				
Base Salary	Permanent Work Authorization	10	77	\$92,800	\$90,500	\$120,000	\$70,000
	Non-permanent Work Authorization	8	100	\$93,800	\$95,000	\$130,000	\$60,000
	<b>TOTAL GRADUATES REPORTING</b>	<b>18</b>	<b>66</b>	<b>\$93,244</b>	<b>\$90,500</b>	<b>\$130,000</b>	<b>\$60,000</b>
Signing Bonus	Permanent Work Authorization	7	70	\$12,429	\$15,000	\$15,000	\$5,000
	Non-permanent Work Authorization	2	25	0	0	0	0
	<b>TOTAL GRADUATES REPORTING</b>	<b>9</b>	<b>50</b>	<b>\$15,222</b>	<b>\$15,000</b>	<b>\$30,000</b>	<b>\$5,000</b>

		Mean Base Salary	Median Base Salary	Salary Range
Salary by Function	Consulting	\$100,733	\$107,200	\$65K-130K
	Finance/Accounting	\$98,000	\$91,000	\$83K-120K
	MIS	\$87,000	\$85,000	\$60K-116K
	Other	\$85,375	\$82,500	\$70K-106.5K
Salary by Industry	Consulting Services	\$75,000	\$75,000	\$65K-85K
	Technology	\$102,232	\$106,500	\$60K-130K
	Other	\$79,167	\$75,000	\$72.5K-90K

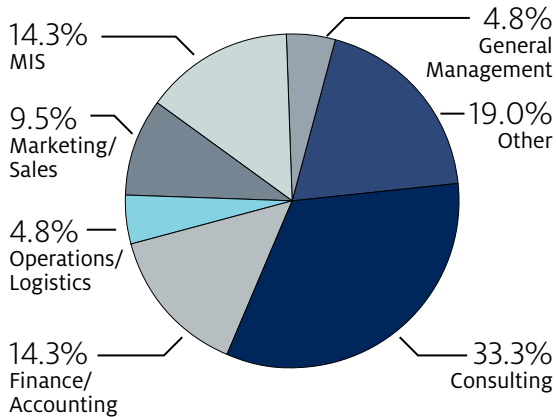
## Base Salary Trend



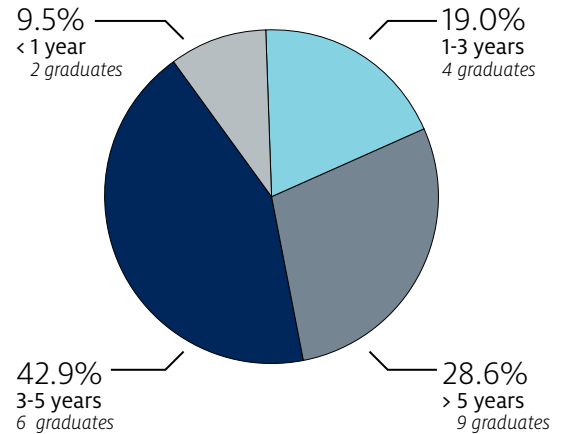
*"We look for smart and motivated—Eller MBA candidates deliver time and time again!"*

— Nick Bajema, '12 MBA  
Senior Product Manager, C.R. Bard  
Captain, U.S. Army

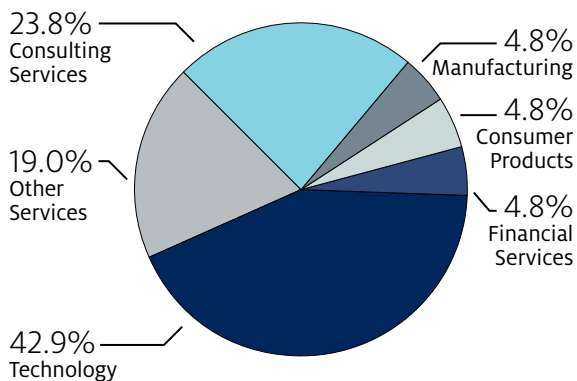
## Graduates Employment by Function



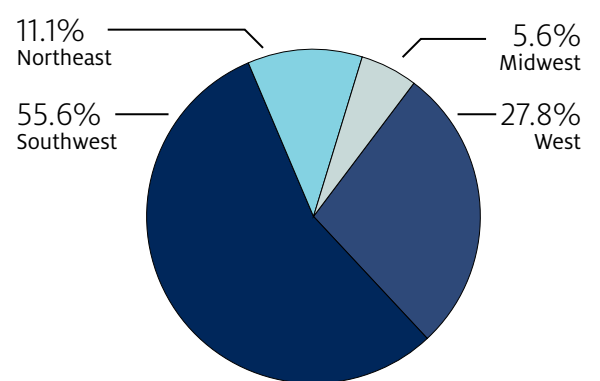
## Graduates Accepting New Employment



## Employment by Industry



## Geographic Location





# Internship SUMMARY

Internships are a critical component in building real-world experience with direct application to career paths. They provide students with the unique opportunity to apply and gain real world insight into the concepts that they learn in the classroom and expose them to company cultures and additional networking opportunities.

## Internship Status Summary

	Domestic Students		International Students		TOTAL
	QTY	%	QTY	%	
Seeking Internships	21	78	21	100	42
Not Seeking Internships	6	12	–	–	6
TOTAL STUDENTS REPORTING	27	100	21	100	48
<b>TOTAL OF THOSE SEEKING WITH INTERNSHIPS</b>	<b>21</b>	<b>100</b>	<b>21</b>	<b>100</b>	<b>42</b>





# Organizations

## RECRUITERS AND EMPLOYERS OF MBA STUDENTS

AARP	Hexagon Mining	Regeneron Pharmaceuticals
Accenture	Insight Global	Republic Services
Advent	Intel Corporation	Roche
Amazon	K12	SDLC Partners
AMGEN	Micron Technology	SearchBloom
AML Rightsource	Microsoft Organization	SEI Investments
Arizona Smokers' Helpline	Nationwide	Shamrock Foods
BMW of North America	NewSun Energy	Sprouts Farmers Market
C.R. Bard	Northern Arizona University	Sunquest
CGN Global	Northrup Grumman	T-Mobile USA
CVS Health	Nutanix	Trinnovate Ventures
EdTec	OpenSesame	Vantage West Credit Union
Equity Methods	Ormat Technologies	Walmart
Freddie Mac	PayPal	Watermark Retirement
Gilead Sciences	PowerSchool	Communities
Hand Enterprise Solution	Proctor and Gamble	Zuora
USA	Raytheon Missile Systems	
HealthTrio	Red Hat	

# Career Management Team



**Paula Klempay**

Director  
MBA Career Management  
newname@eller.arizona.edu  
520.xxx.xxxx



**Melissa Poole**

Assistant Director  
MBA Career Management  
melissapoole@eller.arizona.edu  
520.626.4528



**Gloria Verdin**

Assistant Director  
MBA Employer Relations  
gverdin@eller.arizona.edu  
520.626.7691

The Eller MBA Career Management Team will work with you to develop a customized plan that will give you access to the talent your organization needs. Some options:

- Career Treks
- Company Sponsored Events
- Eller MBA Fall and Spring Career Fairs
- Information Sessions (on-campus or on-site)
- Interview Rooms
- Job Postings
- Mock Interviews
- On-Campus Interviewing
- Resumé Books
- UA Fall and Spring Career Fairs
- Video Conferencing

Please contact us at [ellermbacareer@email.arizona.edu](mailto:ellermbacareer@email.arizona.edu) for your customized plan.