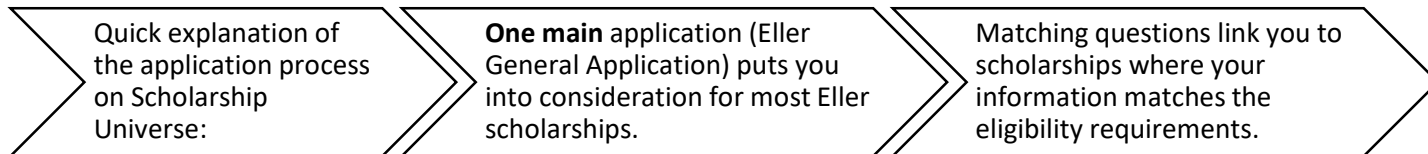


How to Apply for Eller Scholarships (2025-2026)

Scholarship Universe: <https://arizona.scholarshipuniverse.com>



Important note: There are quirks of the Scholarship Universe system that this document helps you navigate. To maximize your scholarship eligibility, you need to follow this how-to guide step-by-step. If you do not follow all required steps, you may inadvertently skip some matching questions.

STEP 1: (Recommended): File your FAFSA before you get started on Scholarship Universe.

Many Eller College of Management scholarships require a Free Application for Federal Student Aid (FAFSA) to even be considered for the award. We strongly recommend that you submit a FAFSA if you are eligible to do so. This must be done every year. For more information on the FAFSA, visit the U.S. Department of Education's website: <https://fafsa.gov>

STEP 2: (Recommended): Answer as many matching questions as possible. Do this until Scholarship Universe doesn't present you with any new questions.

[Click here to find a video on Logging in and Creating a Profile.](#)

To answer new questions on Scholarship Universe, navigate to Questions, then to Answer More Questions. The more you answer, the more scholarships you may qualify for (even outside of Eller). Completing this step will help you to match with more University-wide and external scholarship opportunities.

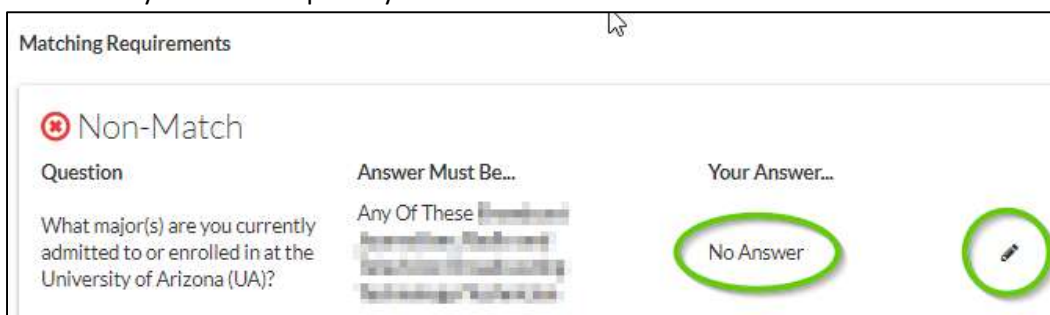


STEP 3 (Required): Make sure you have answered the matching questions that link you to Eller scholarships.



The Scholarship Universe quirk: After you've answered all the matching questions that Scholarship Universe loaded for you in Step 2, there is a chance that the system didn't ask you all the matching questions Eller needs for our scholarship requirements. Unfortunately, there's no way for you to directly search for new matching questions.

Our solution: We have created a scholarship posting titled **Matching Questions for Eller Scholarships** that contains all the matching questions Eller is currently using. This gives you a one-stop place to check to see if you missed any of the questions Eller uses, check your answers for accuracy and update your answers. Your answers will not match to all of the answers shown on the post. The posting requires there to be answers, do not worry about what the answer on the posting says. Just make sure your answers are correct for you and your individual situation.

1. After opening the Matching Questions for Eller Scholarships posting, click on the pencil next to the matching question for which you need to update your answer.



The screenshot shows a 'Matching Requirements' section with a 'Non-Match' status indicated by a red X icon. Below this, there is a table with three columns: 'Question', 'Answer Must Be...', and 'Your Answer...'. The 'Question' column contains the text: 'What major(s) are you currently admitted to or enrolled in at the University of Arizona (UA)?'. The 'Answer Must Be...' column contains the text: 'Any Of These [Redacted]'. The 'Your Answer...' column contains the text: 'No Answer'. A green circle highlights the 'No Answer' text, and another green circle highlights a pencil icon next to it.

2. You will be taken to a question page labeled "Tell Us About Yourself." Answer all of the questions on the page, then click Return to come back to this specific scholarship.
 - a. If a matching question doesn't apply to you, answer with "N/A."
 - b. After you click Return and come back to the scholarship, **it is ok** if there is still an X next to the pencil icon of the matching question you just answered, such as this:   The main purpose of these steps is to make sure you have answered all these matching questions correctly for your individual situation.
3. Repeat this process for every matching question on your list that you haven't answered yet or your answer needs to be changed.

STEP 4 (Required): Submit the Eller General Application.

Most Eller scholarships that show on your Scholarships tab will take you to the same Eller General Application. The instructions below are the quickest way to get to the application.


1. Click [here](#) to go directly to the Eller General Scholarship or search for “Eller General” in the SU search bar.
2. The Eller General Scholarship should be listed in your search findings.
3. Click “Apply” or “Continue Application” to open the Eller General Application.
4. Complete your application. Please note.
 - The application is organized into sections.
 - The first section is required for everyone.
 - The second section has questions related to specific scholarships. If you are eligible and would like to apply for any of these scholarships, the specified question must be answered. Leaving these questions blank will disqualify you from the specific scholarship noted even if you meet the matching criteria.
 - The following categories are by area of study. Please answer all of the questions in any category that applies to you.
5. After submission, you are now in consideration for most of the Eller scholarships, offered in Scholarship Universe, based on your matching question eligibility!

The screenshot shows the Scholarship Universe interface. At the top, the logo "ScholarshipUniverse" is on the left. In the center, a search bar contains the text "Eller General" and is highlighted with a green circle. To the right of the search bar is a magnifying glass icon and a user profile icon labeled "Brenda C. Lunsford" with a dropdown arrow. Below the search bar, a card for the "Eller General Scholarship" is displayed. The card includes a building icon, the text "AMOUNT Varies", "ORGANIZATION Eller College of Management", "APPLY BETWEEN 3/24/2025 - 4/23/2025", and "STATUS Open". At the bottom right of the card, there are two buttons: "Apply" and "View". The "Apply" button is highlighted with a green circle, and a callout box points to it with the text "May also say 'Continue Application'".

TROUBLESHOOTING: No button to apply for the Eller General Scholarship?

Double check that you have selected Eller for the question listed below. Without Eller listed as your college, Scholarship Universe won't let you apply.

Issue: If your Eller General Scholarship listing looks like this:



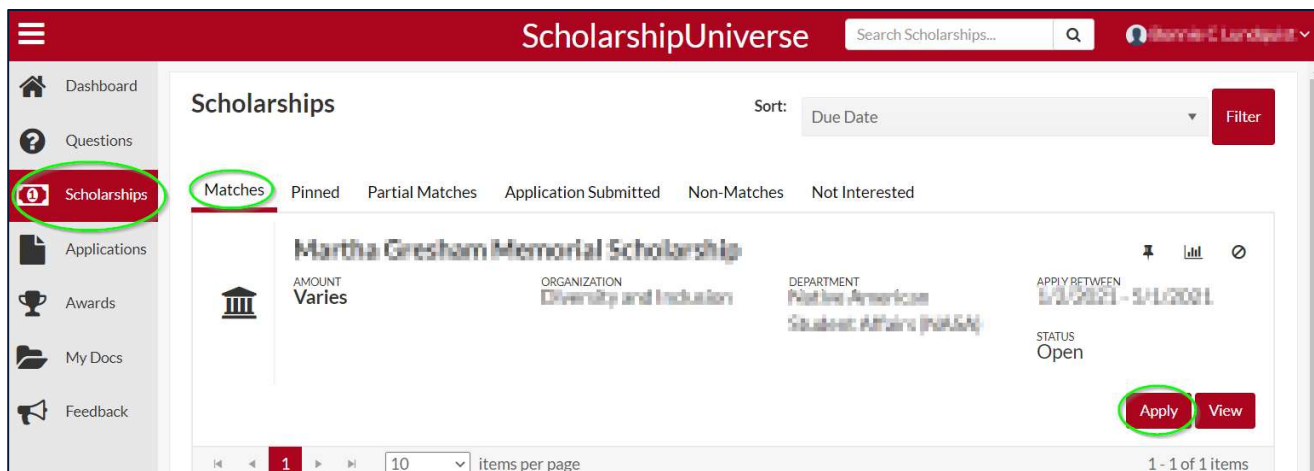
Solution: You need to make sure Eller is listed in this question:

A screenshot of a question in the Scholarship Universe interface: 'Which University of Arizona (UA) college(s) are you currently admitted to or enrolled in?'. Below the question is a text input field containing 'Eller College of Management' with a close button (X). There is also an unchecked checkbox labeled 'N/A'.

After you add Eller, go back and search for Eller General Scholarship. The Apply button should now show for you.

STEP 5 (Required): Submit additional applications.

After you have submitted the Eller General Application, you may still be eligible to apply for other scholarships. There are a few Eller scholarships that do not fall under the Eller General Application. In addition to these, it is likely there will be scholarships from outside Eller for which you can apply. Navigate to the scholarships page and check out your list of Matches. From here you will be able to view the scholarships and click apply to begin the applications.



How to Apply for Eller Scholarships (2025-2026)